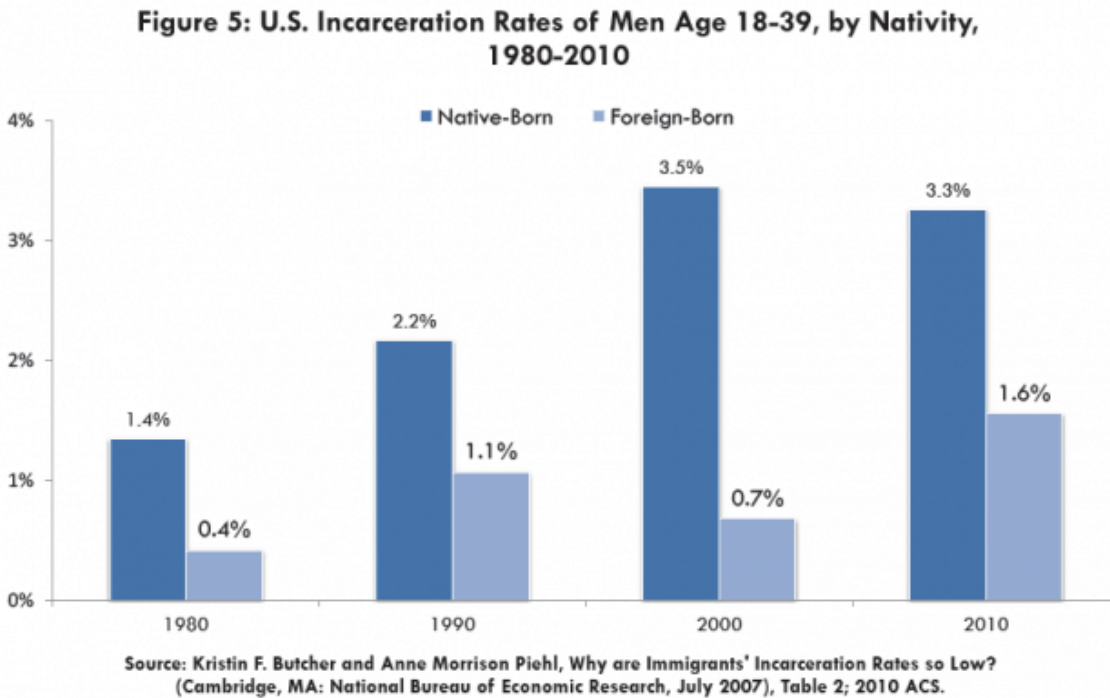
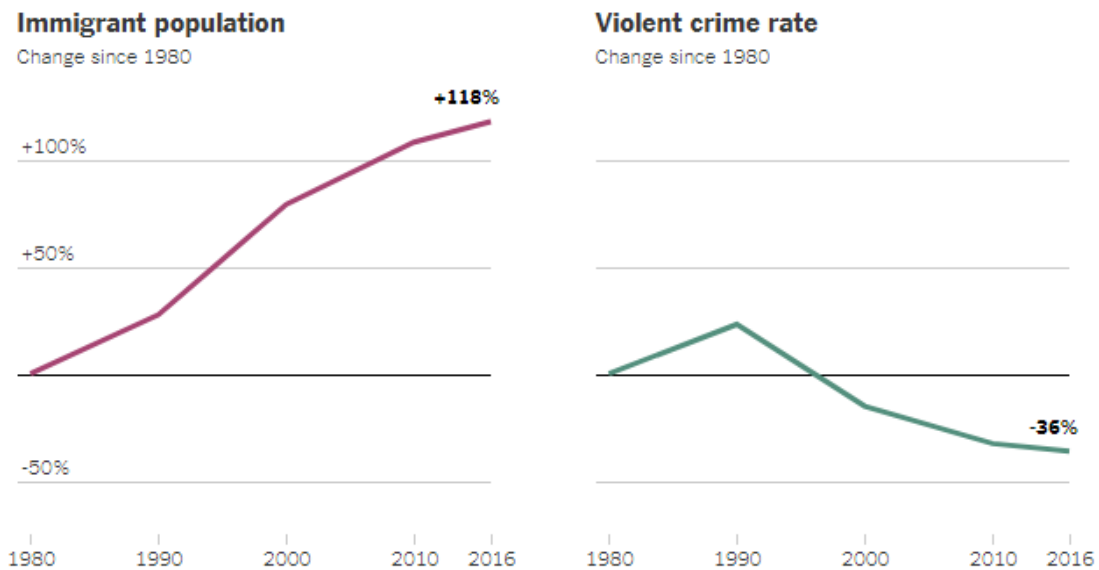


CHART 1: INCARCERATION RATE OF NATIVE VS. FOREIGN BORN MEN



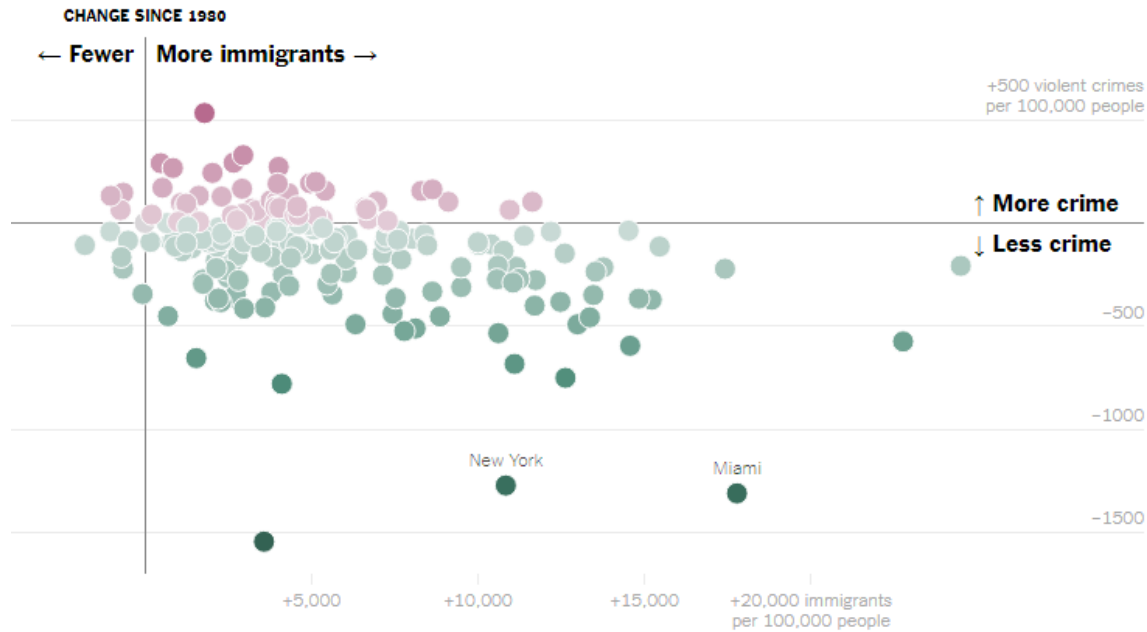
Source: <https://www.americanimmigrationcouncil.org/research/criminalization-immigration-united-states>

CHART 2: IMMIGRANT POPULATION AND CRIME LEVELS SINCE 1980



Source: <https://www.nytimes.com/interactive/2018/03/30/upshot/crime-immigration-myth.html>

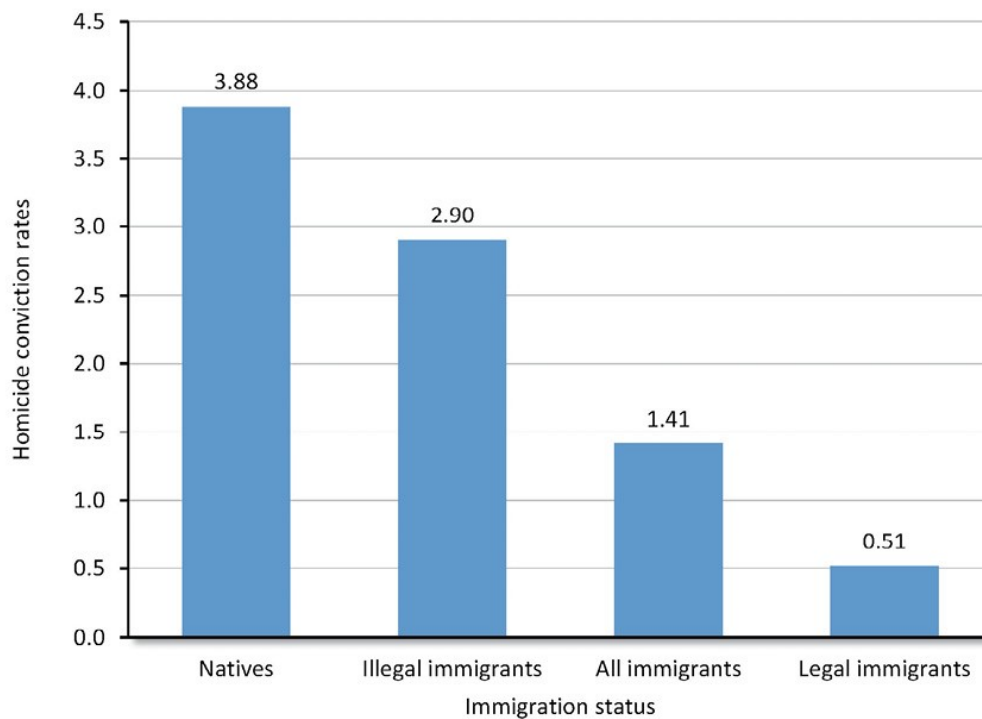
CHART 3: IMMIGRANTS & CRIME RATES IN U.S. CITIES



Circles represent 200 metropolitan areas in the U.S.

Source: <https://www.nytimes.com/interactive/2018/03/30/upshot/crime-immigration-myth.html>

CHART 4: HOMICIDE CONVICTION RATES, BY IMMIGRATION STATUS



Source: <https://object.cato.org/sites/cato.org/files/pubs/pdf/irpb-4-update.pdf>

CHART 5: UNDOCUMENTED POPULATION & HOMICIDES

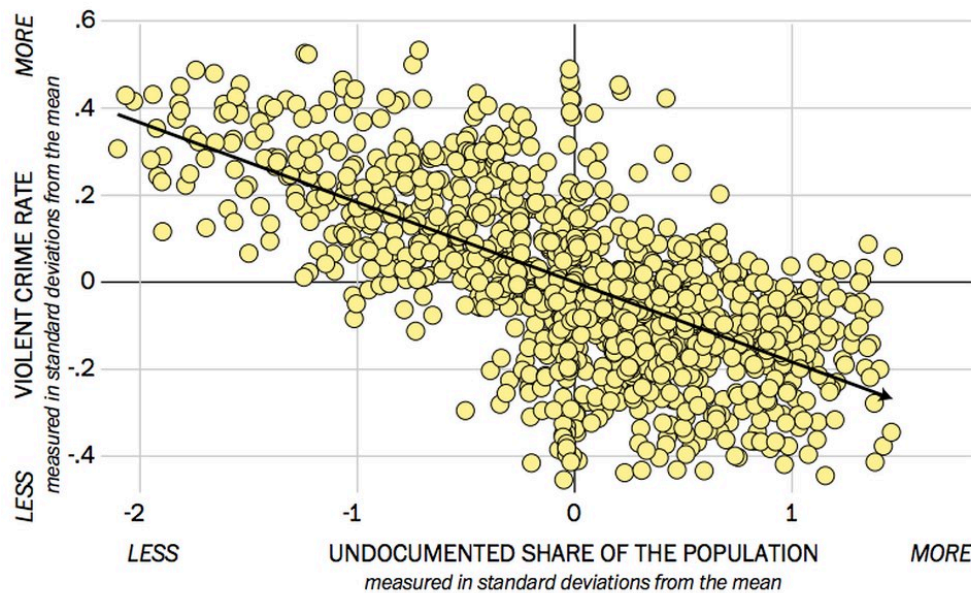


Source: https://www.huffingtonpost.com/2014/04/16/illegal-immigration-murder_n_5154959.html

CHART 6: UNDOCUMENTED IMMIGRANTS & CRIME, BY STATE

More undocumented immigrants, less violent crime

State-level correlation between levels of undocumented immigrants (bottom axis) and violent crime measures (left axis), 1990 through 2014. Each circle represents one state observed in one year.



Source: Light & Miller, 2018

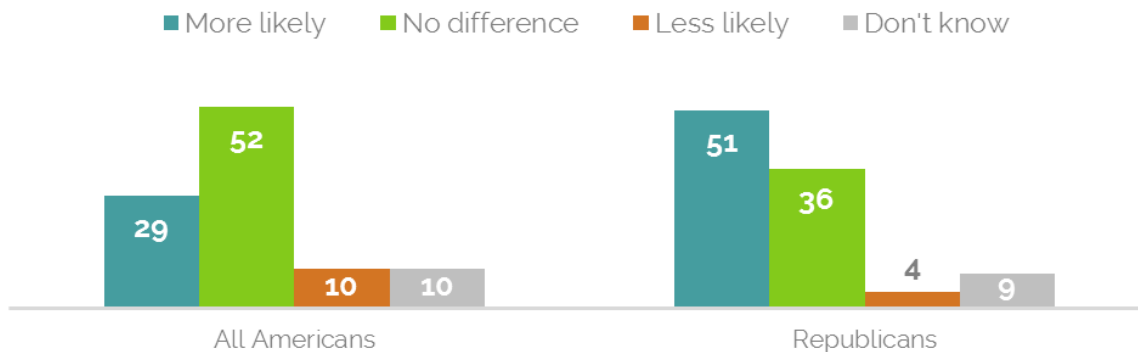
WAPO.ST/WONKBLOG

Source: https://www.washingtonpost.com/news/wonk/wp/2018/06/19/two-charts-demolish-the-notion-that-immigrants-here-illegally-commit-more-crime/?noredirect=on&utm_term=.fc84fa96371a

CHART 7: AMERICANS' VIEWS ON WHO COMMITS MORE CRIMES

Do illegal immigrants commit more violent crimes?

Do you think illegal immigrants who come to the U.S. are more or less likely to commit violent crimes than other people, or is there no difference? %

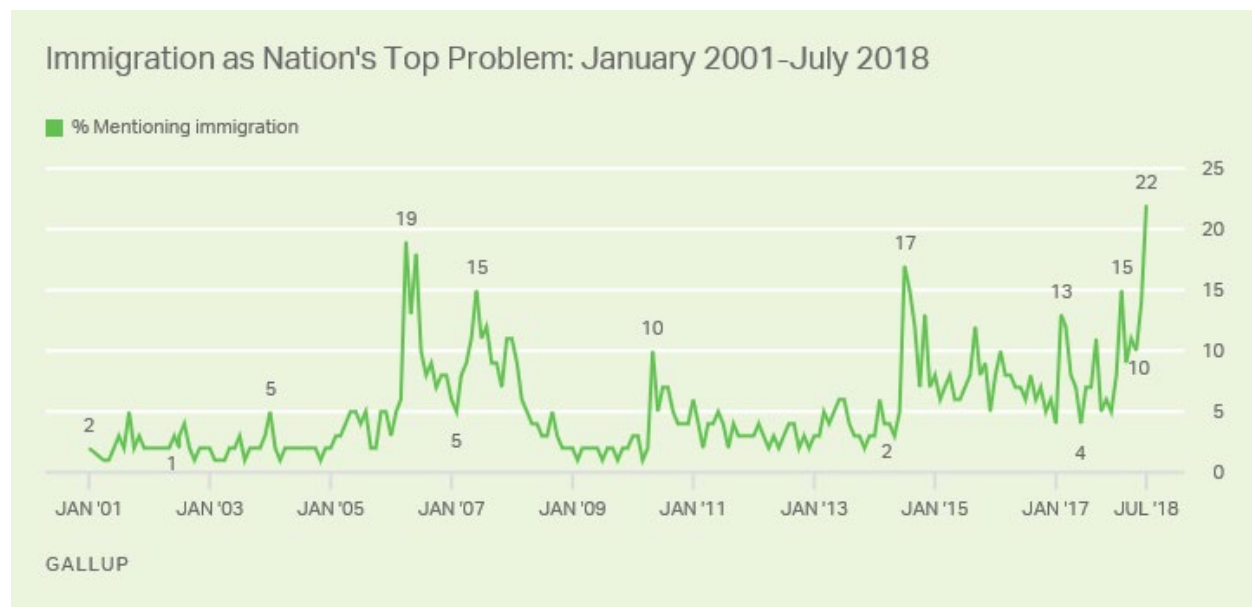


YouGov | yougov.com

July 11-13, 2015

Source: <https://today.yougov.com/topics/politics/articles-reports/2015/07/17/immigration-focus-appears-be-helping-trump>

CHART 8: PERCENT OF AMERICANS WHO SEE IMMIGRATION AS TOP PROBLEM



Source: <https://news.gallup.com/poll/237389/immigration-surges-top-important-problem-list.aspx>

IMMIGRATION & CRIME QUIZ

1. True or False
There are high rates of crime among undocumented immigrants in the United States.

2. True or False
Cities with the biggest increase of undocumented workers have also had the biggest increase in violent crime.

3. The murder rate in the United States since 1980 has:
 - a) Tripled
 - b) Remained approximately the same
 - c) Increased slightly because the population has grown
 - d) Decreased by 40%
 - e) Impossible to determine because no official murder rate was calculated before 2001

4. Compared to Americans born in the U.S., immigrants are:
 - a) Half as likely to be in prison
 - b) Twice as likely to be in prison
 - c) Almost three times as likely to be in prison
 - d) Over three times as likely to be in prison

5. Which statement appears to be true of Miami?
 - a) It is larger than Philadelphia
 - b) The city has fewer immigrants (per 100,000 residents) than it used to
 - c) Crime is on the rise
 - d) There are more immigrants and fewer crimes
 - e) The city has gained more immigrants than most other cities
 - f) d and e are correct
 - g) c and e are correct

6. True or false
Legal immigrants are less likely to commit crimes than either native-born Americans or undocumented immigrants.