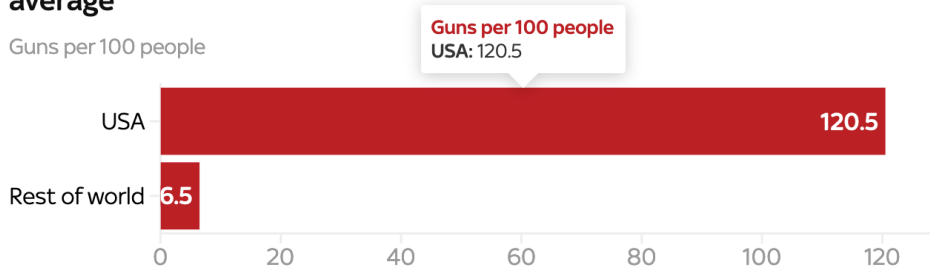


## CHART 1: GUNS PER PERSON

America has nearly 20 times more guns per person than the global average

Guns per 100 people



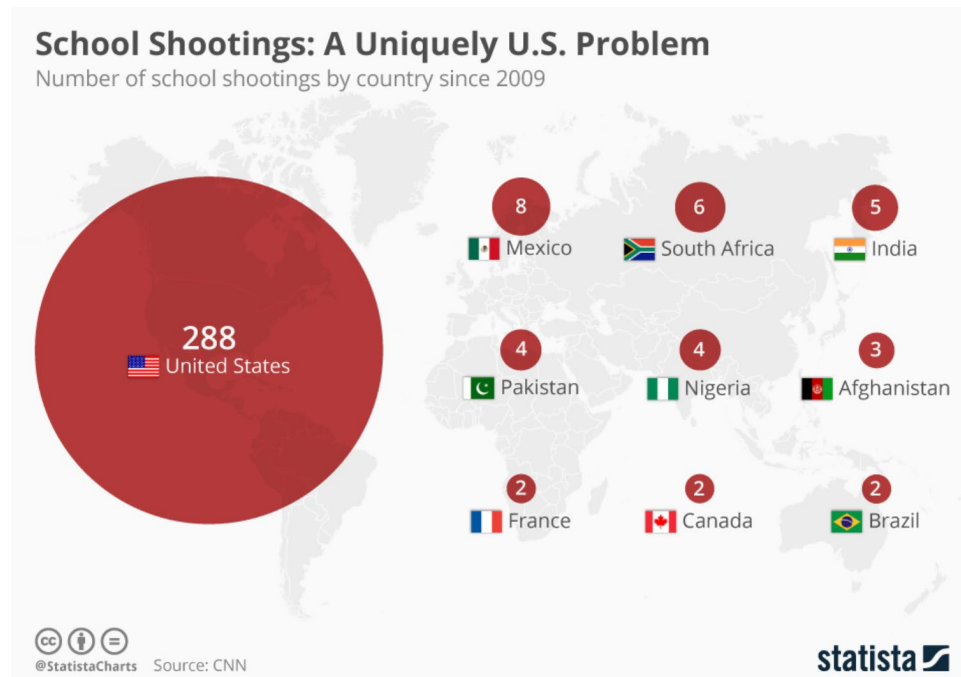
SOURCE: Small Arms Survey 2017

Source: Small Arms Survey 2017 via [News.sky.com](https://www.news.sky.com).

## CHART 2: NUMBER OF SCHOOL SHOOTINGS

### School Shootings: A Uniquely U.S. Problem

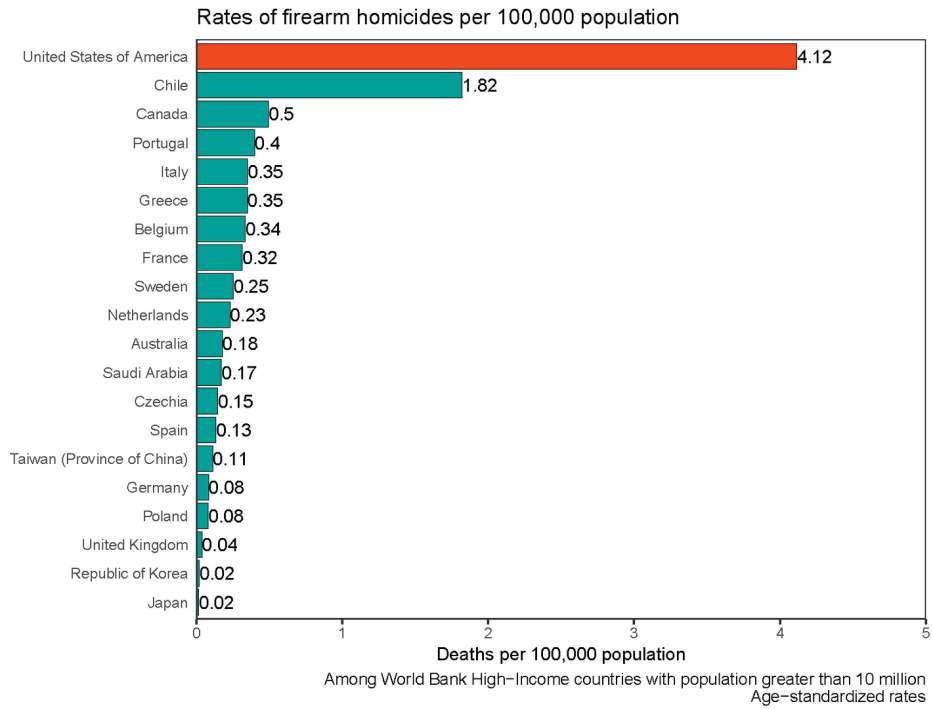
Number of school shootings by country since 2009



Source: CNN via [Statista.com](https://www.statista.com).

### CHART 3: FIREARM HOMICIDE RATES

When we look exclusively at high-income countries and territories with populations of 10 million or more, the US ranks first.



(Graph source: IHME/Scott Glenn)

Source: IHME/Scott Glenn via [healthdata.org](https://healthdata.org).